

ACCESS AND REGISTER FOR SCREENING OPTIONS – ONSITE SCREENING EVENT

1. Log in to your wellness account and click 'Get Started' on the Quest card to be redirected to the Quest Wellness Engine.
2. Review main landing page and select desired screening modality: At an Onsite Event OR RESUS-Pawtucket, RI – At an Onsite Event

Why You Should Participate

ZOLL Medical and WebMD have partnered with Quest Diagnostics to provide you with convenient biometric and blood screening options.

ZOLL



The biometric and blood screening with Quest Diagnostics is an important way to earn your [redacted] incentive for [redacted]. Schedule your screening today!

Onsite biometric and blood screenings are coming [redacted] to a ZOLL Medical location near you! Registration will open in late February.

Wellness Screening

To get started, select an appointment method below.

At a Patient Service Center

Complete a biometric and blood screening at a Quest Diagnostics Collection Center by [redacted]

[Schedule a Screening ▶](#)

At an Onsite Event

Attend a biometric and blood screening event at work or a location designated by your organization.

[Make an Appointment ▶](#)

RESUS-Pawtucket, RI - At an Onsite Event

Attend a biometric and blood screening event at work or a location designated by your organization.

[Make an Appointment ▶](#)

Physician Results Form

Submit results from a biometric and blood screening performed by your physician between [redacted]

[Order Form ▶](#)

ONSITE EVENT REGISTRATION

1. Select “Make an Appointment” on the main landing page under the desired onsite screening card to be directed to the Location page where you will select your desired onsite location. Note, the tool will automatically enter the zip code listed on the participant account.

Location

Search Results "MI 4121"

- RBSUS-Deerfield, WI
800 Burton Parkway
Deerfield, WI 53003
- CIBS-Carmichael-Pittsburgh, PA
121 Galena Drive
Pittsburgh, PA 15206
- CIBS-Ancher-Chester, PA
1 Janner Drive
Pittsburgh, PA 15206
- CircularStone-San Jose, CA
2000 Milpitas Ave
San Jose, CA 95131

Location Date & Time Review & Confirm

2. Click on “Choose a date” on the Date & Time Prompt. Use the arrows in the upper right corner to toggle from month to month. Available event dates will appear in bold. Select the desired event date.

Location

RBSUS-Deerfield, WI
800 Burton Parkway
Deerfield, WI 53003

Date & Time

Choose a date to...

2024

10 14 15 16 17 18 19 20 21 22 23 24 25 26 27 28 29 30 31

Location Date & Time Review & Confirm

3. Click on “Choose a time” to open a drop-down menu of available appointment times. Select the desired appointment time. Click “Continue”.

The screenshot shows a web form for booking an appointment. It is divided into three main sections: Location, Date & Time, and Review & Confirm. The Location section is at the top, showing 'RESUS-Deerfield, WI' and '500 Burdick Parkway, Deerfield, WI 53623' with a 'Change' link and a green checkmark. The Date & Time section is highlighted with a yellow border. It contains a date picker set to '11/25/2020' and a time dropdown menu set to '1:50 PM'. Below these are 'Continue' and 'Back' buttons. The Review & Confirm section is at the bottom, currently greyed out.

Location Change

RESUS-Deerfield, WI
500 Burdick Parkway
Deerfield, WI 53623

Date & Time

Select a date to find availability at the above location.
Choose a date:

Example: 11/25/1988

Select the time of your appointment. Unavailable times will not display.
Choose a time:

Continue Back

Review & Confirm

4. Review and confirm details of your appointment. Your appointment will not be confirmed until you click the green confirm button.

This screenshot shows the same appointment booking form, but now the 'Review & Confirm' section is active and highlighted with a yellow border. The 'Location' and 'Date & Time' sections remain the same. The 'Review & Confirm' section now shows a 'Confirm' button and a 'Cancel' link. A note at the bottom states: 'Your appointment is not scheduled until you click confirm.'

Location Change

RESUS-Deerfield, WI
500 Burdick Parkway
Deerfield, WI 53623

Date & Time Change

1:50 PM

Review & Confirm

Confirm Cancel

Your appointment is not scheduled until you click confirm.

5. Review and note appointment details as well as preparation steps. Click on “Back to Dashboard” to be redirected back to your Dashboard view.

Thank you, Test24

Your wellness screening has been scheduled at the below location.


At an Onsite Event

RESUS-Deerfield, WI
PowerHeart Conference Room
500 Burdick Parkway
Deerfield, WI 53523


1:50 PM

[Back to Dashboard](#)


Prepare For Your Appointment



Drink plenty of water prior to your appointment



Continue to take all medications as prescribed by your healthcare provider



Do not eat or drink anything, except water, for 9-12 hours prior to the blood test

For questions, contact the Health & Wellness Service Center: 855.623.9355

6. The Dashboard view allows the participant to review appointment details, reschedule, or cancel their appointment at any time.

Wellness Screening: Scheduled


At an Onsite Event

RESUS-Deerfield, WI
PowerHeart Conference Room
500 Burdick Parkway
Deerfield, WI 53523

1:50 PM


[Reschedule](#) [Cancel](#)

[Need More Information?](#)

 [Download to Calendar](#)

Why You Should Participate

WebMD has partnered with Quest Diagnostics to provide you with convenient biometric and blood screening options. Completing a screening gives you the knowledge you need to identify your health risks and transform your health. Schedule your screening today!

ZOLL | 

Transform your health

Biometric screening results provide powerful insights into your health risks that you may not currently recognize. Complete your biometric screening to know your numbers and connect to quality care to help manage health risks and prevent chronic disease.